


GUIDEBOOK TO WRITING
**Magical Kids'
Stories**


From Idea to Publication

MARISSA MOLINA



FREE PREVIEW:

To Start Writing
Magical Kids' Stories!



Welcome to Your Creative Journey!

This **free download** offers a sneak peek into the world of
"Guidebook to Writing Magical Kids' Stories" by Marissa Molina.



STEP 1:

CRAFT YOUR CHARACTERS

A **memorable** character is the heart of any magical story!

Here's how to create one:

NAME	MAGICAL POWER	PERSONALITY/APPEARANCE:
What's their name?	What makes them special?	Are they curious, bold, shy, adventurous?
What does it say about them?	It could be a superpower, a magical item, or an inner strength like kindness or bravery.	What drives them in the story? What do they look like? Are they human, a creature, or something entirely new?

STEP 2:

BUILD YOUR WORLD

Now that you have a base line character, let's dive into their world!



HOW DOES THEIR WORLD WORK?

WHAT SHAPES THEIR WORLD?

LOCATION:

- Where does your story take place?
- Is it a magical kingdom, in the forest, or enchanted school?

WHAT MAKES IT UNIQUE?

- Are there magical elements?
- Is there a mesh of themes (Steampunk or cultural significances)?
- Is there flying islands, talking animals, hidden worlds, or magical creatures?

THE HISTORY OF THE PLACE:

- What is the backstory of this location?
- Was it once a thriving city or a place of great importance?
- What events shaped its current state?
- Is it known for its ruins, or is there a secret history waiting to be uncovered?

STEP 3:

TAILOR YOUR STORY TO YOUR AUDIENCE

Understanding your audience is key! Whether you're writing for younger readers or older ones, your story should match their developmental stage.

WHO ARE YOU WRITING FOR?

Focus on simple, imaginative scenarios with clear moral lessons and engaging illustrations. Keep language easy and repetitive to help young readers follow along.

Use simple but detailed plots, with a mix of short chapters and illustrations. Add more complex characters and simple conflicts, allowing room for imagination.

Craft a more developed plot with greater conflict and character development. Let the world-building become richer, and the stakes higher, while still keeping the language accessible.

AGES 3-5

EARLY READERS

AGES 6-8

**BEGINNING
CHAPTER BOOKS**

AGES 9-12

MIDDLE SCHOOL

AGES 3-5 EXAMPLE:

"Toby had a tiny key. When he used it, it sparkled! Toby couldn't wait to see what was on the other side of the door."

AGES 6-8 EXAMPLE:

"Toby had a magical key that sparkled when he turned it. Little did he know, this special key would open a door to a mysterious new world. Toby was excited to step through, wondering what magical adventure awaited him on the other side."

AGES 9-12

"Toby's hand shook as he turned the magical key. The door creaked open, revealing a world unlike anything he had ever seen—glowing forests, strange creatures, and a sky filled with swirling colors and new planets. His heart pounded in his chest as he stepped through the door, feeling the pull of the unknown. Everything about this world was alive with energy, and Toby knew this was just the beginning of an adventure that would change everything."




Are you ready to take your story all the way?

If you enjoyed the free writing workshop, the full *Guidebook to Writing Magical Kids' Stories* will take you even further! Packed with in-depth tips, step-by-step advice, and more exercises, this guide will provide the structure, tools, and inspiration you need to develop your magical story from start to finish.

Get the **full guide** now on Amazon for *less* than **\$10!**

Marissa Molina is the author of the Poi n Kai kid's book series. Her books, published through a traditional publisher, inspire young readers with themes of friendship and empathy.

She self-published the Guidebook to Writing Magical Kids' Stories, where she shares her expertise in both traditional and self-publishing to help aspiring authors craft their own magical tales.



Any Feedback?

Email us at im.real.marissa@gmail.com.